

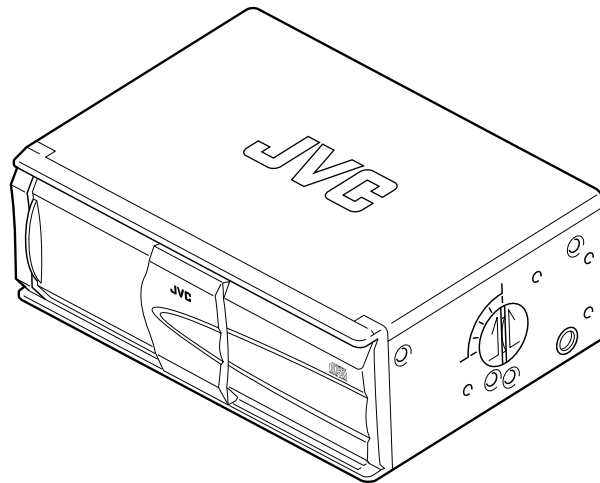
# JVC

## SERVICE MANUAL

### COMPACT DISC AUTOMATIC CHANGER

## CH-X400 / CH-X450

Supplement



COMPACT  
disc  
DIGITAL AUDIO

#### Area Suffix

#### CH-X400

J ..... Northern America

E ... Continental Europe

#### CH-X450

U ..... Other Areas

Modified main board from running change.  
Please refer since 1-2 pages for how to distinguish .

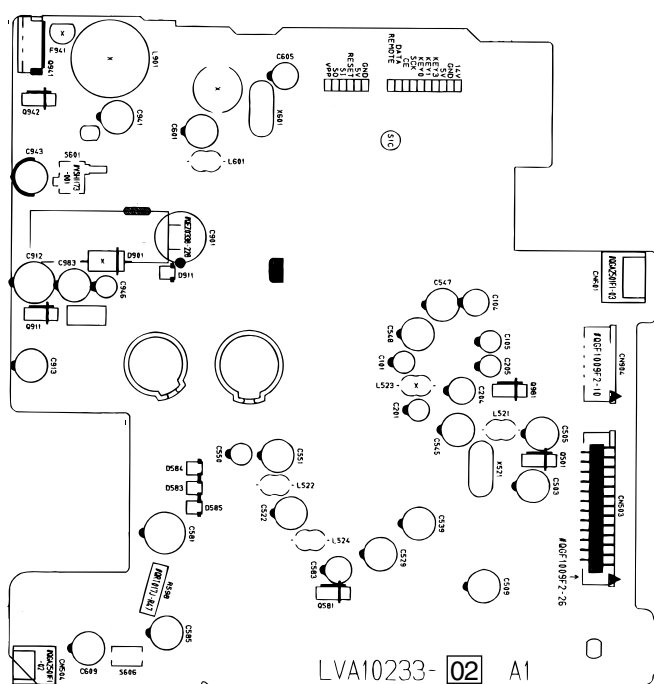
## How to distinguish

The modified Main board is indicated as follows.

1. There is a stamp of No.02 on the part side behind the Printed circuit board number.
2. Only CH-X400 has put the sticker on the pattern side.

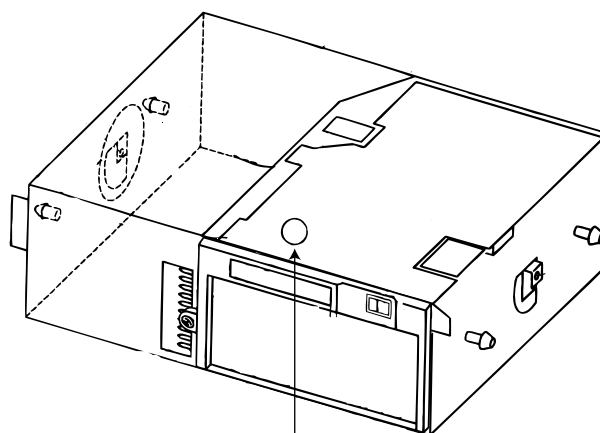
Please refer Brock diagram, Standard schematic diagrams, Printed circuit board and parts list.

■ Parts side



1. Stamp 02 No.

■ Pattern side (Bottom view)



2. Put sticker (Only CH-X400)



**VICTOR COMPANY OF JAPAN, LIMITED**

MOBILE ELECTRONICS DIVISION

PERSONAL & MOBILE NETWORK BUSINESS UNIT. 10-1,1Chome,Ohwatari-machi,Maebashi-city,371-8543,Japan